



2-4 Playford Crescent Salisbury North SA

BRAND NEW !!

405 sqm (approx) warehouses in a prime location, connectible to main road access, all have office space, disability toilets and shower facilities.

Mezzanine upstairs available

OTHER FEATURES INCLUDE

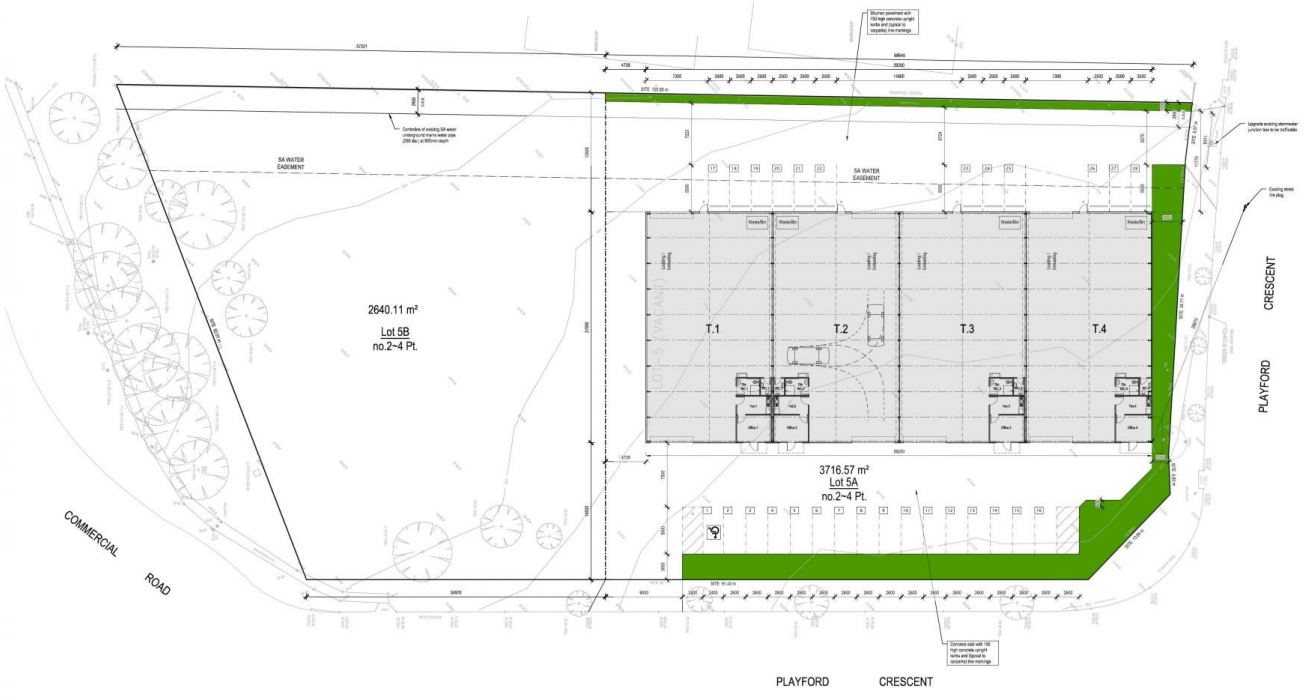
- ? Under roof insulation
- ? High bays LED
- ? Aircon office and kitchen facilities
- ? Separate toilets
- ? 5 x 5 m roller door access (front and rear)
- ? NBN ready
- ? 7 car parks per unit
- ? All round access (front and rear) entry

UNIT 1 (405 sqm) \$84,000 pa

Price : \$84,000 pa
Building Size : 1700 sqm
Land Size : 1700 sqm
View : <https://www.martinrealestate.com.au/lease/sa/north-north-east-suburbs/salisbury-north/commercial/industrial/7954119>



Colin Martin
08 8361 7111



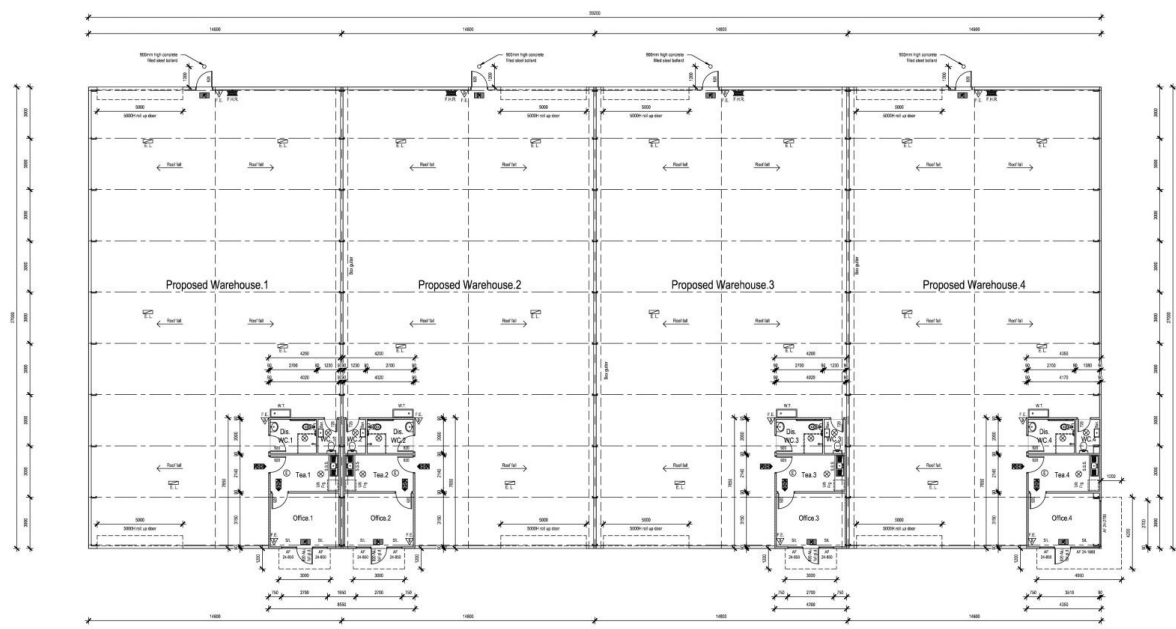
DISCLAIMER: This is a preliminary drawing. It is not to be used for construction or other purposes without the written consent of the author. The author is not responsible for any errors or omissions in this drawing. The user of this drawing is advised to verify all dimensions and details with the relevant authorities and to obtain all necessary permits and approvals. The user of this drawing is also advised to obtain all necessary insurance coverages. The author is not responsible for any damages or losses arising from the use of this drawing.

SITE ADDRESS:
 Project No: 2769/09/21 | 1/01
 Site Name: 2769/09/21 | 1/01
 Location: 2769/09/21 | 1/01
 Scale: 1:1000
 Date: 18-Aug-23
 Author: [Name]
 Designer: [Name]
 Checker: [Name]
 Approver: [Name]

PROJ-STAR
 Lot 5 (no. 2-4)
 Playford Crescent
 Salisbury North

Working drawing
 A14
 1:1000 18-Aug-23 | A 1

SITE PLAN



DISCLAIMER: This is a preliminary drawing. It is not to be used for construction or other purposes without the written consent of the author. The author is not responsible for any errors or omissions in this drawing. The user of this drawing is advised to verify all dimensions and details with the relevant authorities and to obtain all necessary permits and approvals. The user of this drawing is also advised to obtain all necessary insurance coverages. The author is not responsible for any damages or losses arising from the use of this drawing.

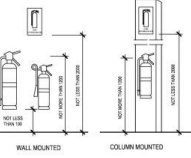
LEGEND:
 [Symbol] 2000mm x 2000mm x 2000mm
 [Symbol] 1500mm x 1500mm x 1500mm
 [Symbol] 1000mm x 1000mm x 1000mm
 [Symbol] 500mm x 500mm x 500mm
 [Symbol] 250mm x 250mm x 250mm
 [Symbol] 125mm x 125mm x 125mm
 [Symbol] 62.5mm x 62.5mm x 62.5mm
 [Symbol] 31.25mm x 31.25mm x 31.25mm

NOTES:
 1. All dimensions are in millimeters unless otherwise stated.
 2. All dimensions are to the centerline unless otherwise stated.
 3. All dimensions are to the finished surface unless otherwise stated.
 4. All dimensions are to the structural grid lines unless otherwise stated.
 5. All dimensions are to the structural grid lines unless otherwise stated.
 6. All dimensions are to the structural grid lines unless otherwise stated.
 7. All dimensions are to the structural grid lines unless otherwise stated.
 8. All dimensions are to the structural grid lines unless otherwise stated.
 9. All dimensions are to the structural grid lines unless otherwise stated.
 10. All dimensions are to the structural grid lines unless otherwise stated.

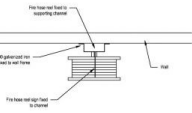
FLOOR PLAN



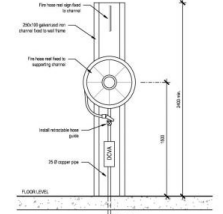
TYPICAL VIEW OF EGRESS DOOR
 Not to Scale



FIRE EXTINGUISHERS
 Not to Scale



FIRE HOSE REEL PLAN
 Not to Scale



WALL MOUNTED FIRE HOSE REEL
 Not to Scale

PROJ-STAR
 Lot 5 (no. 2-4)
 Playford Crescent
 Salisbury North

Working drawing
 A14
 1:1000 18-Aug-23 | A 1